


# NIKKO

HORNS, BUZZERS & LOCKS



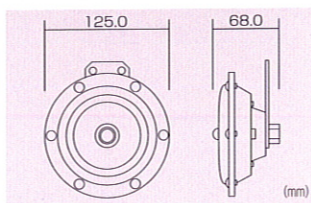
NIKKO CORPORATION

# AUTOMOBILE HORNS




MICROPHONE TYPE

## V F

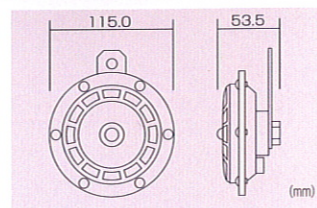


MODEL	VOLT	AMP	TONE	dB	Hz	STANDARD PACKING (In Carton Box)		
						CONT(pcs)	CUBE (cft.)	G.W.(kgs)
VFD-125	12	8.0	DUAL	117	370 / 290	12	1.7	21.0
VFD-125	24	6.0	DUAL	117	370 / 290			
VFL-125	12	4.0	LOW	115	290	20	1.6	18.0
VFH-125	12	4.0	HIGH	115	370			
VFL-125	24	3.0	LOW	115	290			
VFH-125	24	3.0	HIGH	115	370			



MICROPHONE TYPE

## K F

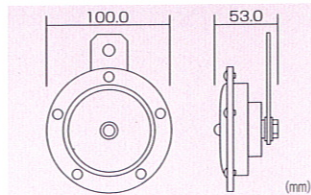


MODEL	VOLT	AMP	TONE	dB	Hz	STANDARD PACKING (In Carton Box)		
						CONT(pcs)	CUBE (cft.)	G.W.(kgs)
KFD-115	12	7.0	DUAL	114	350 / 290	12	1.3	13.0
KFD-115	24	4.0	DUAL	114	350 / 290			
KFL-115	12	3.5	LOW	112	290	24	1.0	13.0
KFH-115	12	3.5	HIGH	112	350			
KFL-115	24	2.0	LOW	112	290			
KFH-115	24	2.0	HIGH	112	350			



MICROPHONE TYPE

## S F

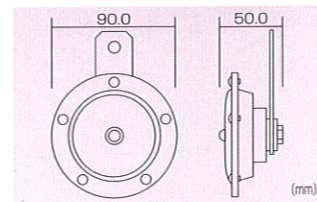


MODEL	VOLT	AMP	TONE	dB	Hz	STANDARD PACKING (In Carton Box)		
						CONT(pcs)	CUBE (cft.)	G.W.(kgs)
SFD-100	12	6.0	DUAL	112	415 / 350	25	1.5	21.0
SFD-100	24	5.0	DUAL	112	415 / 350			
SFL-100	12	3.0	LOW	110	350	50	1.6	21.0
SFH-100	12	3.0	HIGH	110	415			
SFL-100	24	2.5	LOW	110	350			
SFH-100	24	2.5	HIGH	110	415			



MICROPHONE TYPE

## C F<sub>3</sub>



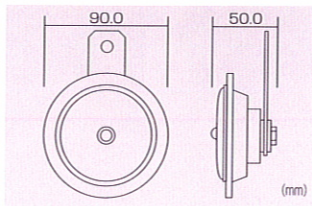
MODEL	VOLT	AMP	TONE	dB	Hz	STANDARD PACKING (In Carton Box)		
						CONT(pcs)	CUBE (cft.)	G.W.(kgs)
CFD-90	12	6.0	DUAL	110	415 / 350	25	1.5	16.0
CFD-90	24	4.0	DUAL	110	415 / 350			
CFL-90	12	3.0	LOW	108	350	50	1.2	16.0
CFH-90	12	3.0	HIGH	108	415			
CFL-90	24	2.0	LOW	108	350			
CFH-90	24	2.0	HIGH	108	415			

# AUTOMOBILE HORNS




MICROPHONE TYPE

## CF4

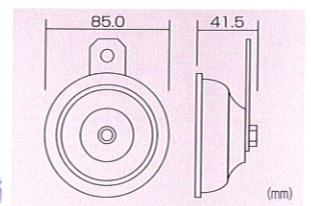


MODEL	VOLT	AMP	TONE	dB	Hz	STANDARD PACKING (In Carton Box)		
						CONT.(pcs)	CUBE (cft)	G.W.(kgs)
CF4D	12	6.0	DUAL	110	415 / 350	25	1.5	16.0
CF4D	24	4.0	DUAL	110	415 / 350			
CF4L	12	3.0	LOW	108	350	50	1.2	16.0
CF4H	12	3.0	HIGH	108	415			
CF4L	24	2.0	LOW	108	350	50	1.2	16.0
CF4H	24	2.0	HIGH	108	415			



MICROPHONE TYPE

## ZF

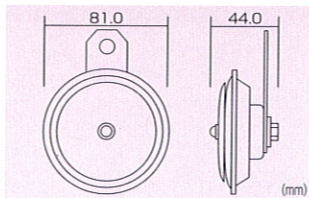


MODEL	VOLT	AMP	TONE	dB	Hz	STANDARD PACKING (In Carton Box)		
						CONT.(pcs)	CUBE (cft)	G.W.(kgs)
ZFD-85	12	5.0	DUAL	112	415 / 370	25	1.0	11.0
ZFD-85	24	3.0	DUAL	112	415 / 370			
ZFL-85	12	2.5	LOW	110	370	50	1.0	11.0
ZFH-85	12	2.5	HIGH	110	415			
ZFL-85	24	1.5	LOW	110	370	50	1.0	11.0
ZFH-85	24	1.5	HIGH	110	415			



MICROPHONE TYPE

## YA

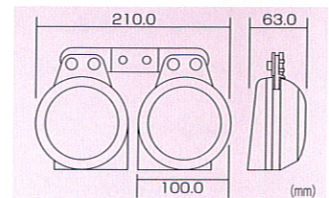


MODEL	VOLT	AMP	TONE	dB	Hz	STANDARD PACKING (In Carton Box)		
						CONT.(pcs)	CUBE (cft)	G.W.(kgs)
YAD	12	6.0	DUAL	110	390 / 330	25	1.5	13.0
YAL	12	3.0	LOW	108	330			
YAH	12	3.0	HIGH	108	390	50	1.2	13.0



TURBINE TYPE

## SP



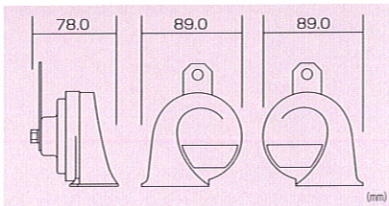
MODEL	VOLT	AMP	TONE	dB	Hz	STANDARD PACKING (In Carton Box)		
						CONT.(pcs)	CUBE (cft)	G.W.(kgs)
SPD	12	8.0	DUAL	108	415 / 350	12	1.0	17.0
SPD	24	4.0	DUAL	108	415 / 350			
SPL	12	4.0	LOW	106	350	24	1.0	14.0
SPH	12	4.0	HIGH	106	415			
SPL	24	2.0	LOW	106	350	24	1.0	14.0
SPH	24	2.0	HIGH	106	415			

# AUTOMOBILE HORNS



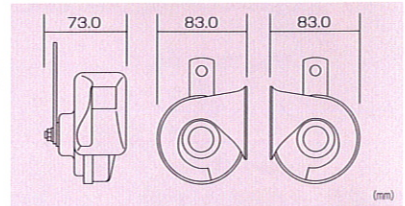
FANFARE TYPE

## JP



FANFARE TYPE

## FP



MODEL	VOLT	AMP	TONE	dB	Hz	STANDARD PACKING (In Carton Box)		
						CONT(pcs)	CUBE (cft)	G.W.(kgs)
JPD	12	8.0	DUAL	110	480 / 400	24	2.5	21.0
JPL	12	4.0	LOW	108	400	48	2.5	21.0
JPH	12	4.0	HIGH	108	480			

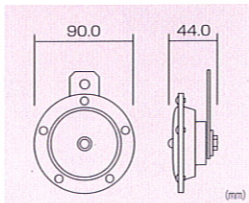
MODEL	VOLT	AMP	TONE	dB	Hz	STANDARD PACKING (In Carton Box)		
						CONT(pcs)	CUBE (cft)	G.W.(kgs)
FPD	12	8.0	DUAL	110	500 / 410	24	1.3	18.0
FPL	12	4.0	LOW	108	410	48	1.3	18.0
FPH	12	4.0	HIGH	108	500			

# MOTORCYCLE HORNS



MICROPHONE TYPE

## CFC

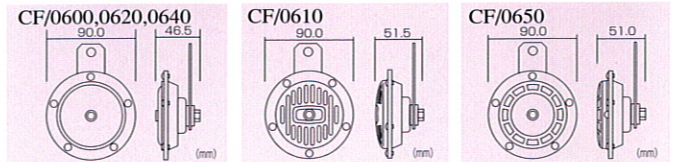


MODEL	VOLT	AMP	TONE	dB	Hz	STANDARD PACKING (In Carton Box)		
						CONT(pcs)	CUBE (cft)	G.W.(kgs)
CFD-90	6	6.0	DUAL	110	415 / 350	25	1.5	20.0
CFD-90	12	5.0	DUAL	110	415 / 350			
CFL-90	6	3.0	LOW	108	350	50	1.2	18.0
CFH-90	6	3.0	HIGH	108	415			
CFL-90	12	2.5	LOW	108	350	50	1.2	18.0
CFH-90	12	2.5	HIGH	108	415			



MICROPHONE TYPE

## CFB



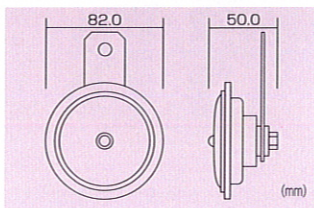
MODEL	VOLT	AMP	TONE	dB	Hz	STANDARD PACKING (In Carton Box)		
						CONT(pcs)	CUBE (cft)	G.W.(kgs)
CFD	6	6.0	DUAL	110	415 / 350	25	1.5	16.0
CFD	12	5.0	DUAL	110	415 / 350			
CFL	6	3.0	LOW	108	350	50	1.2	16.0
CFH	6	3.0	HIGH	108	415			
CFL	12	2.5	LOW	108	350	50	1.2	16.0
CFH	12	2.5	HIGH	108	415			

# MOTORCYCLE HORNS



MICROPHONE TYPE

## YF

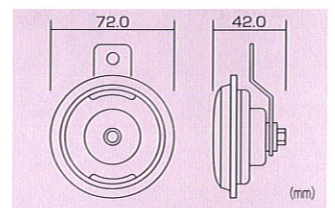


MODEL	VOLT	AMP	TONE	dB	Hz	STANDARD PACKING (In Carton Box)		
						CONT (pcs)	CUBE (cft)	G.W.(kgs)
YFD-85	6	6.0	DUAL	108	415 / 350	25	1.5	14.0
YFD-85	12	5.0	DUAL	108	415 / 350			
YFL-85	6	3.0	LOW	106	350	50	1.2	14.0
YFH-85	6	3.0	HIGH	106	415			
YFL-85	12	2.5	LOW	106	350			
YFH-85	12	2.5	HIGH	106	415			



MICROPHONE TYPE

## MF

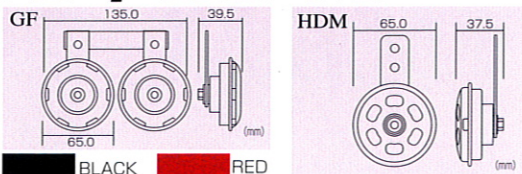


MODEL	VOLT	AMP	TONE	dB	Hz	STANDARD PACKING (In Carton Box)		
						CONT (pcs)	CUBE (cft)	G.W.(kgs)
MF	6	1.5	HIGH	102	440	100	1.5	17.0
MF	12	1.5	HIGH	102	440			



MICROPHONE TYPE

## GF/HDM

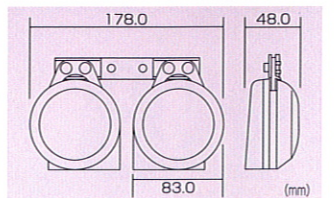


MODEL	VOLT	AMP	TONE	dB	Hz	STANDARD PACKING (In Carton Box)		
						CONT (pcs)	CUBE (cft)	G.W.(kgs)
GFD-65	6	3.0	DUAL	105	415 / 460	30	1.5	12.0
GFD-65	12	3.0	DUAL	105	415 / 460			
HDM	6	1.5	HIGH	102	460	100	1.5	16.0
HDM	12	1.5	HIGH	102	460			



TURBINE TYPE

## YP



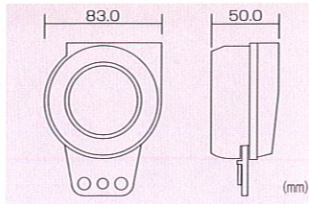
MODEL	VOLT	AMP	TONE	dB	Hz	STANDARD PACKING (In Carton Box)		
						CONT (pcs)	CUBE (cft)	G.W.(kgs)
YPD	6	5.0	DUAL	100	490 / 460	25	1.3	19.0
YPD	12	4.0	DUAL	100	490 / 460			
YPL	6	2.5	LOW	98	460	50	1.2	17.0
YPH	6	2.5	HIGH	98	490			
YPL	12	2.0	LOW	98	460			
YPH	12	2.0	HIGH	98	490			

# MOTORCYCLE HORNS



TURBINE TYPE

# YP-85



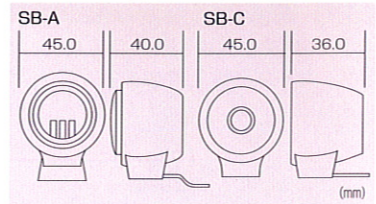
MODEL	VOLT	AMP	TONE	dB	Hz	STANDARD PACKING (In Carton Box)		
						CONT(pcs)	CUBE (cft)	G.W.(kgs)
YPD-85	6	5.0	DUAL	100	490 / 460	25	1.5	19.0
YPD-85	12	4.0	DUAL	100	490 / 460			
YPL-85	6	2.5	LOW	98	460	50	1.2	17.0
YPH-85	6	2.5	HIGH	98	490			
YPL-85	12	2.0	LOW	98	460			
YPH-85	12	2.0	HIGH	98	490			

# BUZZERS



SIGNAL BUZZER

# SB



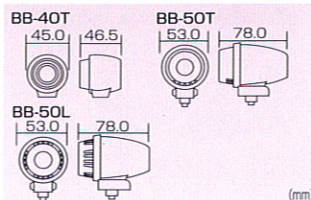
MODEL	VOLT	AMP	TONE	dB	Hz	STANDARD PACKING (In Carton Box)		
						CONT(pcs)	CUBE (cft)	G.W.(kgs)
SB-A	6	0.18	—	80	650	100	1.0	12.0
SB-A	12	0.08	—	80	650			
SB-C	6	0.18	—	85	650			
SB-C	12	0.08	—	85	650			

# BUZZERS



BACK-UP BUZZER

# BB



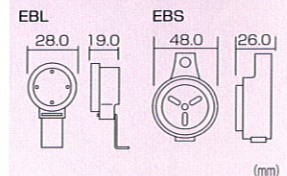
MODEL	VOLT	AMP	TONE	dB	Hz	STANDARD PACKING (In Carton Box)		
						CONT(pcs)	CUBE (cft)	G.W.(kgs)
BB-40T	12	0.1	—	85	750	100	1.0	12.0
BB-50T	12	0.2	—	85	550	100	1.4	19.0
BB-50T	24	0.1	—	85	550			
BB-50L	12	0.2	—	95	700			
BB-50L	24	0.1	—	95	700			

# PIEZO ELECTRONIC BUZZERS



BACK-UP BUZZER

# EBL/EBS



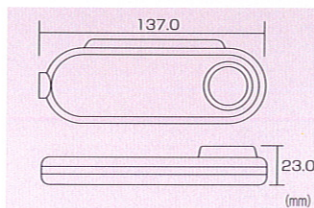
MODEL	VOLT	AMP	TONE	dB	Hz	STANDARD PACKING (In Carton Box)		
						CONT(pcs)	CUBE (cft)	G.W.(kgs)
EBL	12	0.05	—	80	3,500	100	1.0	5.0
EBL	24	0.05	—	80	3,500			
EBS(L)	12-24	0.05	—	85	550	100	1.0	7.0
EBS(H)	12-24	0.05	—	95	2,600			

# BURGLAR ALARM



SUPER GUARD

# SG



### FEATURES:

The system raises an alarm immediately with slightest shock or vibration, compact, yet, loudest alarm sound from this size, simple installation, timer function and re-alarming.

A main key of motorcycle is used for ON/OFF of this system by connecting the lead wires.

By the built-in back up system with 2 Lithium Batteries provided, the alarm function keeps working even if the lead wires are cut off.

This system has the superior shock proof and water resistance.

MODEL	VOLT	AMP	TONE	dB	Hz	STANDARD PACKING (In Carton Box)		
						CONT (pcs)	CUBE (cft)	G.W.(kgs)
SG-103	12	0.30	—	90	2,600	30	1.0	7.0

# CHAIN & WIRE LOCKS



**NC-06B-750**  
SIZE /  $\phi 4.5 \times 750$ mm  
COL. / BLUE



**NC-06BB-750**  
SIZE /  $\phi 4.5 \times 750$ mm  
COL. / BLACK



**N-260W-500**  
SIZE /  $\phi 10 \times 500$ mm  
COL. / BLACK, PURPLE, GREEN, YELLOW



**N-260W-900,1800**  
SIZE /  $\phi 10 \times 900, 1,800$ mm  
COL. / BLACK, PURPLE, GREEN, YELLOW



**N-310W-900**  
SIZE /  $\phi 15 \times 900$ mm  
COL. / BLACK



**N-510**  
SIZE /  $100.5 \times 24 \times 64.6$ mm  
COL. / SILVER



